

6 STEPS TO UPFITTING YOUR WORK TRUCK FLEET:

STEP 1: CHECK TRUCK MODEL AVAILABILITY

Check Model Availability for your current Dodge, Chevy/GMC, Ford, Nissan or Toyota truck model with your dealer or visit www.snugtop.com.

A SNUGPRO is adaptable to a variety of fleet uses:

- Utilities: cable, phone, electrical, gas and water
 - Construction: electrical, plumbing, framing and carpentry, HVAC
 - Pest Control & Fumigation
- Residential Home Repair and Remodeling
 - Field Service and Installation: electronics, appliances, satellite dish
 - Landscaping



- Shown with solid side.
- Windows or side access doors optional



BY SNUGTOP

1711 Harbor Ave., Long Beach, CA 90813
Call: 562-432-5454 • Fax: 562-435-2992
www.snugtop.com • www.snug-pro.com

STANDARD FEATURES	Cab-Hi	Hi-Liner	Xtra Vision
One-piece molded fiberglass construction	X	X	X
Custom designed wrap-around hand laminated mounting rails	X	X	X
Fiberglass cloth reinforcement in stress areas	X	X	X
Finished edge	X	X	X
Honeycomb insulated roof 1/2" thick*	X	X	X
Built in rubber bottom seal	X	X	X
Exclusive quick connect hidden mounting system	X	X	X
DuPont ChromaPremier basecoat/ clearcoat automotive paint	X	X	X
Choice of fixed front window or rubber boot	X	X	X
Integrated LED third brake light	X	X	X
(1) 12V Interior Light	X	X	X
2 Fiberglass side doors w/ folding T-handles	X	X	X
Rotary latch locking system		-	X
Key operated lock		-	X
SNUGRug automotive style headliner		-	X
OPTIONS			
Side Window Options			
Solid side (no windows)	X	X	X
Sliding side windows	X	X	X
Dark tinted glass side Window	X	X	X
Oversized curved glass sliding windows	X	X	X
Front Window Options			
Front fixed window			
Front sliding window	X	X	X
Fold-down front sliding window (full size trucks only)	X	X	X
Fold-down front fixed window (full size trucks only)	X	X	X
Fold-up front window (full size trucks only)	X	X	X
Tailgate Options			
Double handle with fiberglass panel	X	X	N/A
Flush handle with fiberglass panel	X	X	N/A
Fold out T-handle with fiberglass panel	X	X	N/A
Keyless remote	-	-	X
Misc. Options			
SNUGRug automotive style headliner	X	X	N/A
Commercial Options			
Rack-It lumber rack* (500 lb. wgt. capacity)	X	X	X
Hauler commercial rack (300 lb. wgt. capacity)	X	X	X
Aluminum tool box (passenger side or driver side)	X	X	X
Skid resistant tool box pad/box	X	X	X
(2 ea.) 12 V interior lights/box	X	X	X
*Note: The roof is specially reinforced if the cap is ordered with a Rack-It rack. There is a 500 pound load capacity rating if load is evenly distributed and properly secured. (Load capacity does not include the weight of the rack.)			
Warranty			
5 year structural & paint **			
1 year on parts			
**Structural Warranty only if rack is factory installed			
#718840 (01 10)			

PRODUCTS FOR COMMERCIAL WORK TRUCKS

WORKS HARD. LOOKS GREAT.



- XV model shown with all glass door



BY SNUGTOP

Do your work trucks work for you? Your mobile fleet is a rolling billboard -- your company's image on wheels. What do your vehicles say about you?

The industry leader in custom-fit fiberglass lids and caps, SNUGTOP has been burnishing customers' images for 50 years. Having produced hundreds of thousands, we know quite a bit about how truck caps and lids should fit, how they should function and, above all, how they should look. A SNUGPRO is perfection in form, function, fit and style.

Your vehicles can simply make a field call, or they can make a statement -- with SNUGTOP.

Here are just a few of the benefits of a SNUGPRO cap for your light/medium truck or fleet:

- Improved fuel economy of 10% has been proven after installing an aerodynamic, lightweight fiberglass cap on an empty truck bed
- Multiple cap configurations to meet your particular operational needs
- Professional look enhances your company's brand image
- Increased residual value of a custom-fit cap improves remarketing sales
- Precise fit and color-matched to your specific truck make and model



CONSTRUCTION:

Contrary to popular belief, fiberglass can be stronger than steel.



STEP 2: PICK A CAP STYLE



CAB-HI

- SNUGTOP's classic model. The cap's roofline extends from the cab and offers gently curved lines to enhance the look and aerodynamics of the truck.

HI-LINER

- Hi-Liner offers extra height for added cargo space. The roofline slopes higher than the truck cab. A larger rear door offers easier access to the truck bed.

XTRA VISION

- Contemporary styling, with enlarged all glass tailgate, and automotive-style rotary latch locking system are the main features of this cap.

STEP 3: SIDE WINDOW OPTIONS



- Solid fiberglass side access door (as shown)
- Solid sides, no windows



- Window-tinted safety glass (as shown)
- Sliding glass window

STEP 4: FRONT WINDOW OPTIONS



- Solid front, no windows (as shown)



- Sliding front window (as shown)
- Fixed front window
- Fold up and fold down windows (available on full sized trucks only without tool box option)

STEP 5: TAILGATE OPTIONS

- Flush handle with fiberglass panel



- Fold out T-handle with fiberglass panel



- Double handle with fiberglass panel



- Double handle or flush handle with glass (not shown)

STEP 6: COMMERCIAL OPTIONS



RACK OPTIONS:

- Rack-It lumber rack-500lb. weight capacity
- Hauler commercial rack-300lb. weight capacity





(See dealer for other available rack options)

TOOL BOX SPEECIFICATIONS:

- 100 lb. weight capacity per box
- Available in widths of 44", 56" and 72"
- Depth is 16"

TOOL BOX OPTIONS:

- Aluminum tool boxes can be located on driver side or passenger side
- Skid resistant tool box pad (1 per box)
- SNUGRug headliner on the outside of the tool box to match inside interior carpet option
- 12V interior tool box lights (2 per box)



SHELVING OPTIONS:




Open



Center Vertical



Horizontal Center w/Half Vertical



Horizontal w/Full Vertical